

# Round and Round the Aleph-Bet

**Purpose:** Reinforce letter recognition and knowledge of the Aleph-Bet

**Materials:** game board (either regular or script Hebrew)  
colored poster board or file folder  
markers  
spinner and paper fastener  
game pawns

## Directions for making game:

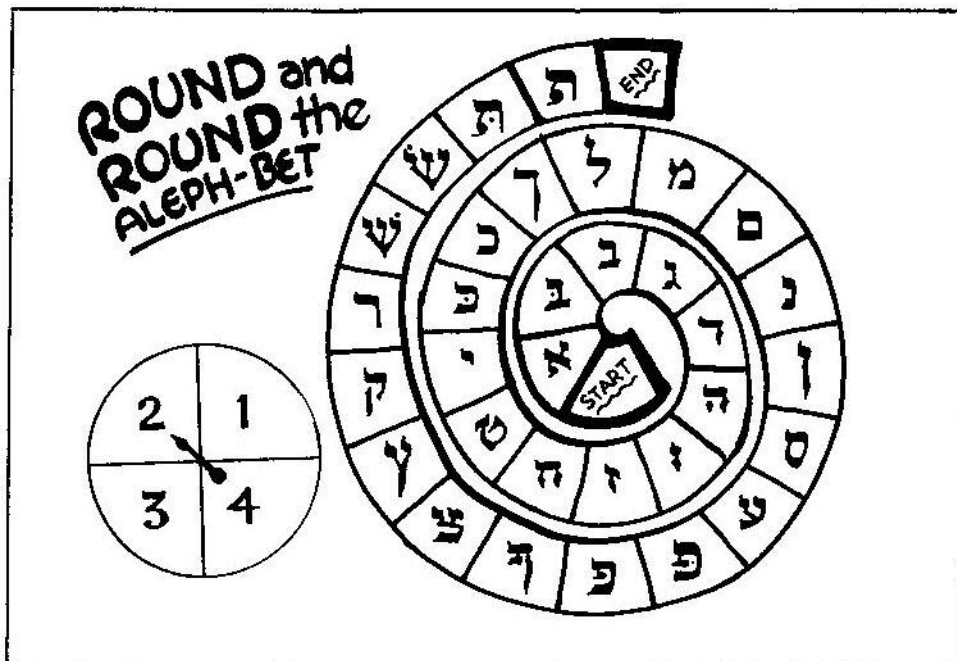
1. Enlarge the game board to 11"x17".
2. Color the game board sections.
3. Glue onto either a piece of poster board or a file folder. If using a file folder, cut the game board in half and glue each half to either side of the fold on the inside of the folder.
4. Poke a hole in the center of the spinner circle. Attach a spinner with a paper fastener.

## Directions for playing game:


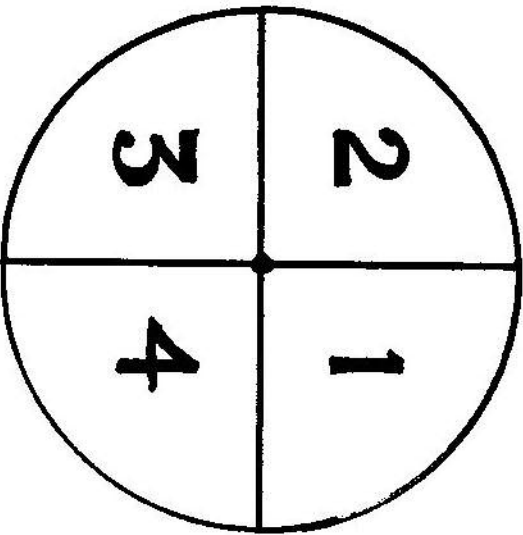
Place the markers on Start. Two or three children may play.

Each player moves forward the number of spaces indicated on the spinner and says the name of the letter. If a player cannot name and sound the letter, s/he moves back one or more spaces.

Variation: Each player must supply a Hebrew word in which the letter appears.



# ROUND and ROUND the ALEPH-BET



# ROUND and ROUND the ALEPH-BET

