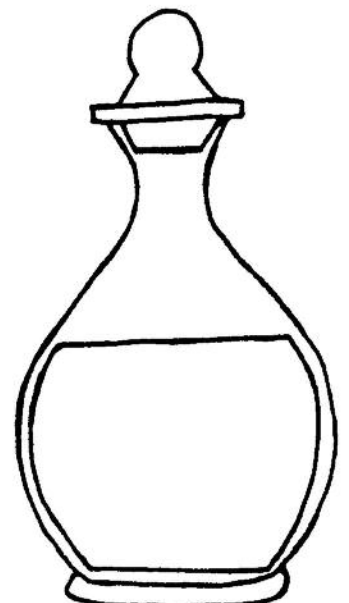
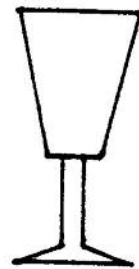





# SHABBAT IN THE HOME

## Manipulative Pieces



### Directions:

1. Enlarge the *Shabbat in the Home* background picture to ledger size.
2. Color the *Shabbat in the Home* background picture and the manipulative pieces to be put on the table.
3. Cut out all the Shabbat manipulative pieces.
4. Laminate the background picture and manipulative pieces or cover them with clear contact paper.
5. Adhere a small piece of magnetic tape to the back of each manipulative piece.
6. Tape the *Shabbat in the Home* background picture to a metal surface such as the refrigerator. The manipulative pieces can then be put on the "table" to get ready for Shabbat.

