

# Rebecca

Adapted from a variety of sources by Joan Philosophos

I am going to tell you a story about a very special girl named Rebecca. If you are named Rebecca or know someone named Rebecca, you or she was named for the Rebecca from the Torah that is this story.

Our story begins with Abraham, the first Jew. G-d gave the land of Israel to Abraham and to us. G-d talked many times to Abraham and gave him many promises.

One day when Abraham was very old, and after his wife Sarah had died, he began to think about his son Isaac. He decided it was time for Isaac to get married. Whom should Isaac marry? It had to be a very special person, because she would be the mother of all the Jews.

Abraham called his oldest and most important servant, Eliezer, to him. Abraham said to his servant, "It is time for Isaac to get married. He is now a man. I do not want him to marry one of the women here. They do not believe in my G-d. I want you to take a long trip back to my homeland. Find a wife for Isaac there among my people. I am too old to go on such a long trip."

Eliezer said he would go. But he worried. "How will I know if I find the right one to marry Isaac? How will I know who is worthy?" asked the servant.

Abraham said, "Find someone like me. That will be the first test."

Eliezer lived with Abraham, so he thought he knew what Abraham was like. Whenever guests came, Abraham asked everyone in his household to be kind to them. He brought them food and drink. He invited them to stay with him. Eliezer knew Abraham was kind and good to all people. Eliezer thought he could tell if someone would pass the test.

But he was still worried. He asked Abraham, "What if I find a nice wife for Isaac, but she doesn't want to come with me back here to our land?"

Abraham said, "That is the second test. She must be willing to come here and live. If she won't come, she is not the right person."

So Eliezer promised Abraham he would look for the right person who would pass his two tests.

They made preparations for the long trip. They got food ready. They got gifts ready. They got ten camels and men to drive the camels ready. When they were all ready, they set out on the long journey.

On the way, Eliezer thought about what he had to do. They traveled for several days. One evening they stopped at a well on the edge of a little town named Nahor which was near Abraham's old home. Eliezer prayed to Abraham's G-d to help him find the right girl.

Just as he finished praying, a beautiful girl came to the well carrying a pitcher to fill with water. Eliezer watched her fill the pitcher with water; and then he went up to her and said, "Please, could I have a little water to drink from your pitcher?" He wondered if she would be kind to him.

She said, "Drink, sir."

She let him drink from her pitcher. When he had drunk all he wanted, she said, "I will get water for your camels also." She ran to the well and brought up water for Eliezer's camels. She emptied the

water into a trough for the camels to drink.

Abraham's servant watched her do this, and he thought how lucky he was to have found someone that he thought would pass the first test.

When she finished giving water to the camels, Eliezer asked her what her name was and if there was room in her father's house for them to stay overnight.

"I am Rebecca, the daughter of Bethuel. We have lots of room at our house, and we also have food and straw for your camels," she said.

Rebecca took the ring and bracelets Eliezer gave to her and ran home to tell her family all that had happened.

Eliezer followed Rebecca home. The servants there harnessed the camels and gave them food. Other servants brought water for Eliezer to wash with and food for him to eat. But Eliezer did not want to eat until he talked to Rebecca's family about his errand.

Eliezer said, "I am the servant of Abraham. G-d has blessed Abraham, and he has become very rich. He has many sheep and goats, gold and silver, man-servants and maid-servants, camels and donkeys. Abraham has a son, Isaac, who will get all Abraham has. Abraham wants a wife for Isaac from this country, his homeland, for his relatives. When I came, I prayed to G-d to help me find the right person. Right away I met Rebecca, your daughter. She gave me and my camels water and asked us to come here. I think G-d was telling me that Rebecca is the right one."

Rebecca's father said, "Let us ask Rebecca if she wants to go with you and marry your master's son as G-d has spoken." Rebecca's family also thought G-d had chosen Rebecca to be Isaac's wife.

Rebecca came and she said, "I will go." Eliezer gave Rebecca and her family many gifts. Then Abraham's servant ate and drank and spent the night there.

The next morning when Eliezer and his people got ready to return to Abraham and Isaac, Rebecca's parents said, "Why don't you leave and let Rebecca stay with us a few days, maybe ten. Then she can come to your house."

Eliezer said, "I must go. Let us ask Rebecca if she will come with me now or later."

Rebecca came and they asked her if she wanted to go with Abraham's servant. She said, "I will go now." She passed the second test!

Rebecca's family sent her nurse and her servants with her. They blessed her and said, "May you be the mother of tens of thousands."

Rebecca and Eliezer traveled back to Israel—the land where Abraham and Isaac lived.

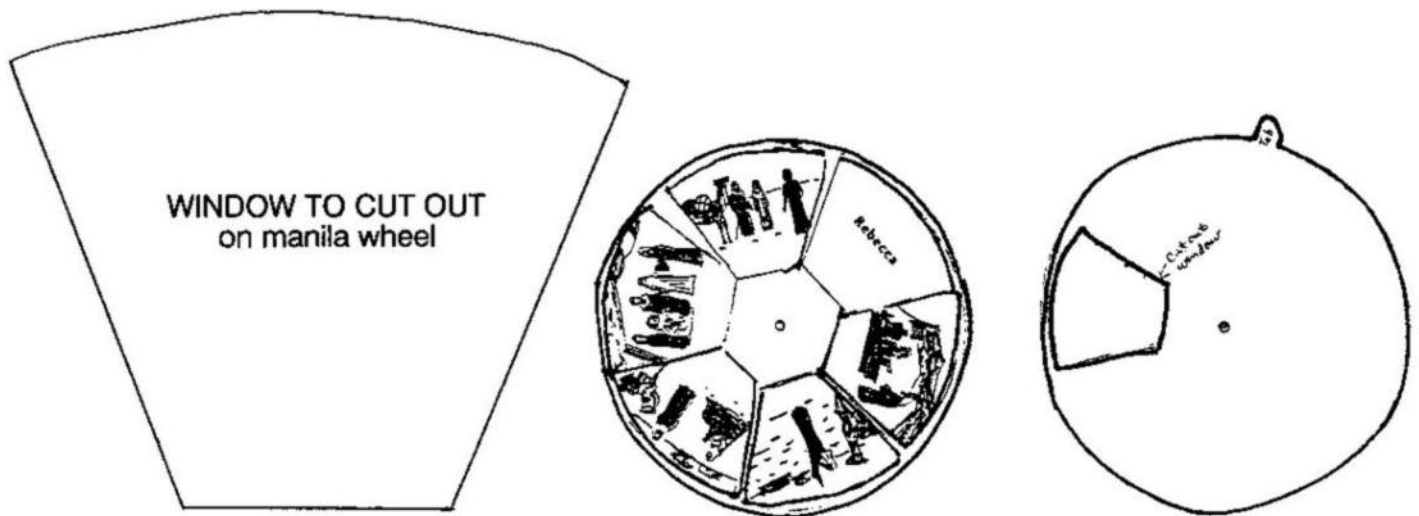

One evening when Isaac was in the field, he looked up and saw the camels coming. Rebecca got off her camel and went to meet Isaac. Isaac was so happy to see her! She became his wife, and they loved each other.

Eliezer was so happy that he had found Rebecca. She was kind to everyone just as Abraham was, and when she felt that G-d said, "Go to Israel!" she went just as Abraham had.

# Rebecca Story Wheel

## Directions for Assembly

1. Cut out and arrange the pictures on the pattern page, including the story title, in the correct order on a 10" pizza wheel.
2. Glue the pictures onto the wheel.
3. If desired, the wheel may be laminated.
4. Trace the wheel onto a piece of card stock. *IMPORTANT:* Add a handle to one side. This is useful when turning the story wheel.
5. Cut out the traced wheel and handle.
6. Cut out the window pattern. Trace onto the card stock wheel. Cut out window. If desired, Laminate.
7. *To assemble:* Make a small hole in the center of the card stock circle and in the center of the story wheel. Put a brass fastener through both and separate the fastener in the back to hold them together.




## Directions for Use

When the child listens to the story, s/he can turn the wheel to the appropriate picture as the story progresses. When the child knows the story, s/he can use the wheel as an aid when telling the story.


1

Rebecca





9

2



5

3



4